MPL-AL6060-150

Low-Resistance Molded Inductor 15µH



APPLICATIONS

- Battery-powered devices
- Embedded computing
- High-current SMPS
- High-frequency SMPS
- POL converters
- FPGA

FEATURES

- Size 6.6mmx6.4mmx4.8mm
- Low DCR
- Low AC Losses
- Low Audible Noise
- Molded Construction
- Soft Saturation
- Stable Over High Temperatures
- Max Operating Temp +155°C
- RoHS/REACH-Compliant, Halogen-Free

ELECTRICAL CHARACTERISTICS

Parameter			Value	Unit
Inductance (1)	L	±20%	15	µH
Resistance	R_{DC}	typ	35	mΩ
Resistance MAX	$R_{DC\ MAX}$	max	42	mΩ
Rated Current (2)	I_R	typ	5.8	A
Saturation Current 25°C (3)	$I_{SAT\ 25°C}$	typ	5.5	A
Saturation Current 100°C (4)	$I_{SAT\ 100°C}$	typ	5.5	A
Resonance Frequency	f_r	typ	10	MHz

GENERAL SPECIFICATIONS

(1) Inductance	Measured at 100kHz, 100mA
(2) Rated Current	Rated current will cause the coil temperature rise ΔT of 40K *I_R measured with the inductor soldered in a single-layer PCB. Copper layer thickness 35µm Cu / PCB size 30x50mm. Temperature behavior dependent on circuit design, PCB layout, proximity to other components, and trace dimensions and thickness.*
(3) Saturation Current 25°C	Saturation current will cause L to drop from 30% at 25°C ambient temperature
(4) Saturation Current 100°C	Saturation current will cause L to drop from 30% at 100°C ambient temperature
Temperature Test Condition	Electrical specifications measured at 25°C, 35% RH if not given differently
Operating Condition	Operating temperature: -40°C to +155°C (including temp rise) Should not exceed +155°C under worst-case operation conditions
Storage Condition	Tape and Reel packaging: -10°C to +40°C Humidity: <50% RH

All MPS parts are lead-free, halogen-free, and adhere to the RoHS directive. For MPS green status, please visit the MPS website under Quality Assurance. “MPS”, the MPS logo, and “Simple, Easy Solutions” are registered trademarks of Monolithic Power Systems, Inc. or its subsidiaries.

MPS Proprietary Information. Patent Protected. Unauthorized Photocopy and Duplication Prohibited.
© 2019 MPS. All Rights Reserved.

TYPICAL PERFORMANCE CURVES

Temperature Rise vs. Current

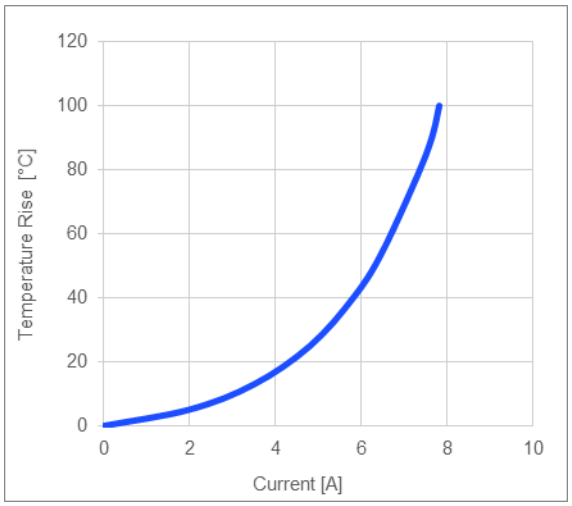

Inductance vs. Current

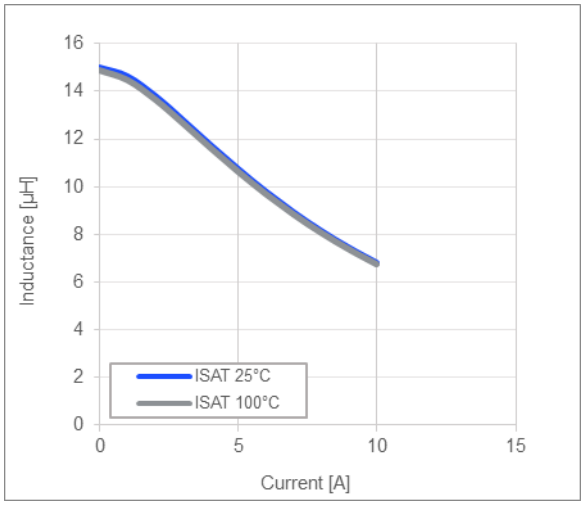

Impedance vs. Frequency

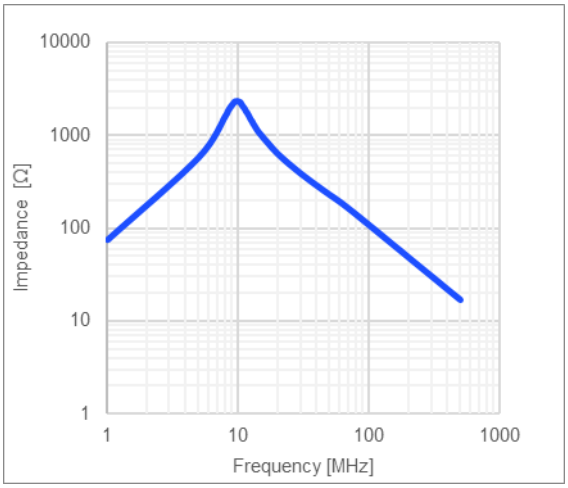

Inductance vs. Frequency

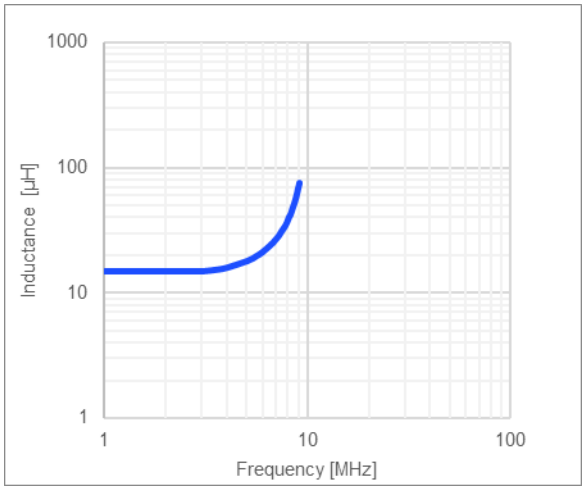

MPS Proprietary Information. Patent Protected. Unauthorized Photocopy and Duplication Prohibited.
© 2019 MPS. All Rights Reserved.

Quality Factor vs. Frequency

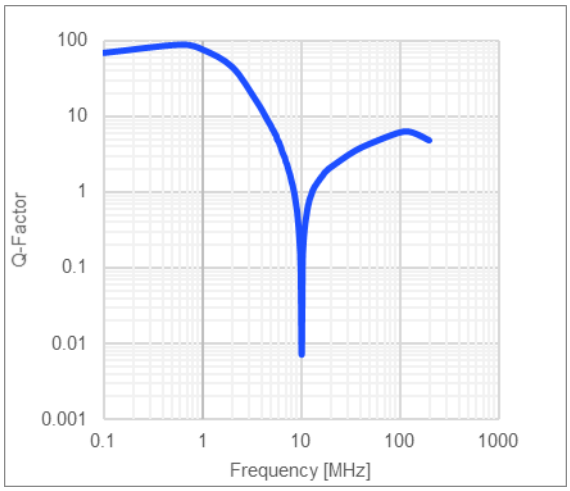

AC Resistance vs. Frequency

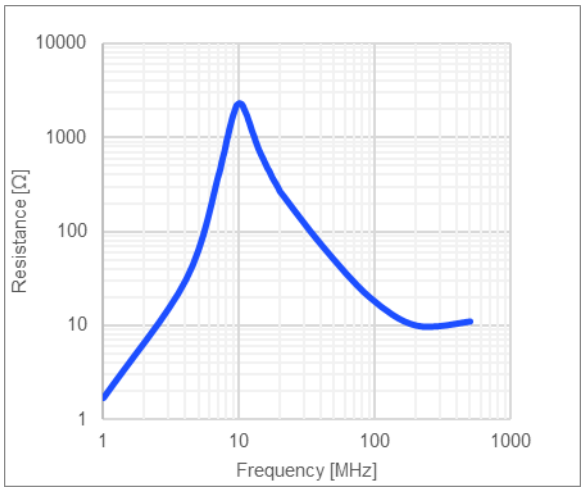

MPS Proprietary Information. Patent Protected. Unauthorized Photocopy and Duplication Prohibited.
© 2019 MPS. All Rights Reserved.

LAND PATTERN

Dimensions	
A	5.60 ref.
B	2.50 ref.
C	5.60 ref.
	(unit in mm)

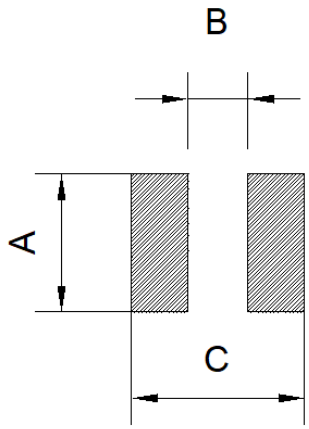

PRODUCT PACKAGE AND DIMENSIONS

Dimensions

(unit in mm)

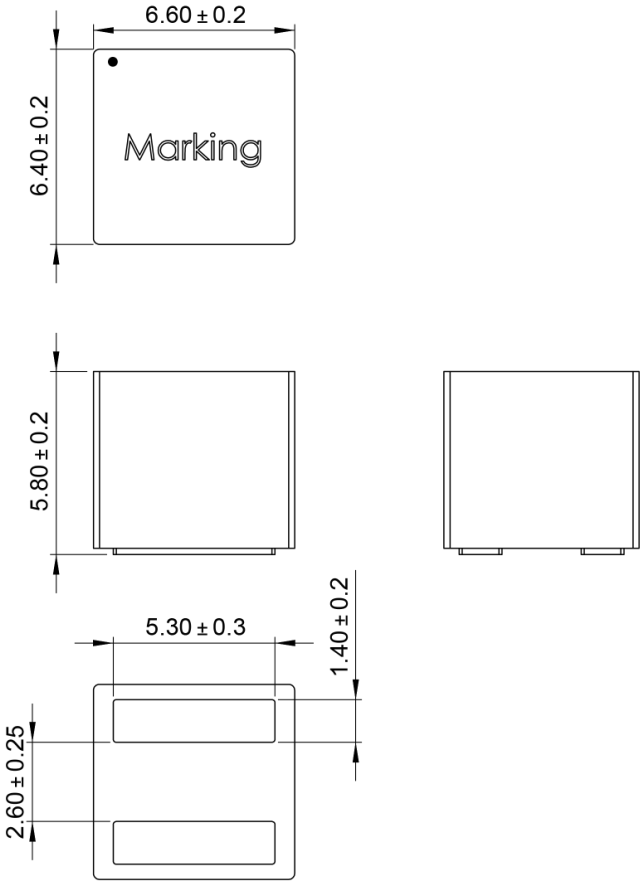

TOP MARKING

Marking	
Start of Winding	· (dot)
Inductance Code	150
MPS Code	MPS

MPS Proprietary Information. Patent Protected. Unauthorized Photocopy and Duplication Prohibited.
© 2019 MPS. All Rights Reserved.

ORDERING INFORMATION

Part Number	L (1) typ (µH)	R_{DC} typ (mΩ)	I_R (2) typ (A)	$I_{SAT\ 25°C}$ (3) typ (A)	$I_{SAT\ 100°C}$ (4) typ (A)
MPL-AL6060-4R7	4.7	12	10.0	9	9
MPL-AL6060-5R6	5.6	13	9.4	8.6	8.6
MPL-AL6060-6R8	6.8	16	8.5	8	8
MPL-AL6060-8R2	8.2	19	8.0	7	7
MPL-AL6060-100	10	24	6.9	6.6	6.6
MPL-AL6060-150	15	35	5.8	5.5	5.5

GENERAL SPECIFICATIONS

(1) **Inductance**	Measured at 100kHz, 100mA
(2) **Rated Current**	Rated current will cause the coil temperature rise ΔT of 40K *I_R measured with the inductor soldered in a single-layer PCB. Copper layer thickness 35µm Cu / PCB size 30x50mm. Temperature behavior dependent on circuit design, PCB layout, proximity to other components, and trace dimensions and thickness.*
(3) **Saturation Current** $_{25°C}$	Saturation current will cause L to drop from 30% at 25°C ambient temperature
(4) **Saturation Current** $_{100°C}$	Saturation current will cause L to drop from 30% at 100°C ambient temperature
Temperature Test Condition	Electrical specifications measured at 25°C, 35% RH if not given differently
Operating Condition	Operating temperature: -40°C to +155°C (including temp rise) Should not exceed +155°C under worst-case operation conditions
Storage Condition	Tape and Reel packaging: -10°C to +40°C Humidity: <50% RH

NOTICE: The information in this document is subject to change without notice. Please contact MPS for current specifications. Users should warrant and guarantee that third-party Intellectual Property rights are not infringed upon when integrating MPS products into any application. MPS will not assume any legal responsibility for any said applications.

MPS Proprietary Information. Patent Protected. Unauthorized Photocopy and Duplication Prohibited.
© 2019 MPS. All Rights Reserved.